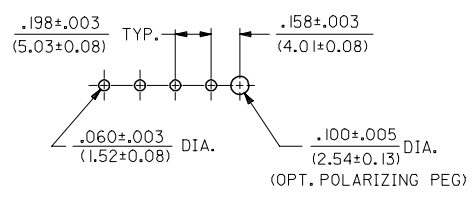
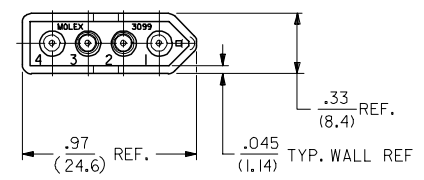
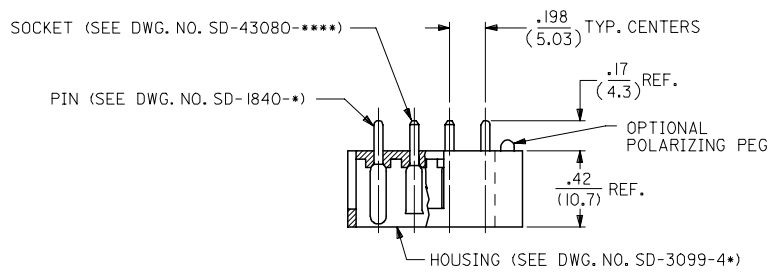


	13	12	11	10	9	8	7	6	5	4	3	2	1														
J	PART NO..	ENG. NUMBER	TERMINAL LOCATION (SEE CHART)	MAT'L	POLAR. PEG	PLATING (SEE CHART)	TERMINAL LOCATION CHART (M=MALE, F=FEMALE, B=BLANK)				PLATING CODE	PLATING			J												
	10-18-1041	A-3099-P4	A	V-0	YES	B	TERMINAL LOCATION CHART				A	UNPLATED				I											
	10-18-1042	A-3099-P4A	B	V-0	YES	B	CIRCUIT NO.				B	PINS ONLY: OVERALL TIN: .00200/(0.00508) MIN. OVER COPPER: .000100/(0.00254) MIN.					H										
	10-18-1043	A-3099-P4B	C	V-0	YES	B	1	2	3	4		SOCKETS ONLY: OVERALL TIN: .000050/(0.00127) MIN. OVER NICKEL: .000050/(0.00127) MIN.						G									
	10-18-1044	A-3099-P4C	D	V-0	YES	B	A	M	M	M		M							F								
	10-18-1045	A-3099-P4D	E	V-0	YES	B	B	F	F	F		F								E							
	10-18-1046	A-3099-P4E	F	V-0	YES	B	C	F	M	M		M									D						
	10-18-1047	A-3099-P4F	G	V-0	YES	B	D	M	F	F		F										C					
	10-18-1048	A-3099-P4H	H	V-0	YES	B	E	M	M	F		F											B				
	10-18-1049	A-3099-P4J	I	V-0	YES	B	F	M	M	M		F												A			
	10-18-1050	A-3099-P4K	J	V-0	YES	B	G	M	F	M		M													A		
	10-18-1040	A-3099-P4M	K	V-0	YES	B	H	M	M	F		M														A	
	38-00-1390	A-3099-P4N	L	V-0	YES	B	I	M	F	M		F															A
						J	F	F	M	M					A												
						K	F	M	B	B						A											
						L	M	B	M	M				A													



RECOMMENDED P.C. BOARD HOLE LAYOUT  
SCALE: 2X



- MATERIAL:  
HOUSING: UNFILLED POLYESTER, 94V-0, COLOR-BLACK  
PIN TERMINAL: CARTRIDGE BRASS  
SOCKET TERMINAL: PHOSPHOR BRONZE
- FINISH: SEE TABLE
- PRODUCT SPECIFICATION: N/A
- PACKAGING SPECIFICATION: N/A
- MATES WITH MOLEX 1490 RECEPTACLES AND .093/(2.36) SERIES TERMINALS
- ASSEMBLIES TO BE MOUNTED ON SUPPORTED EDGE OF P.C. BOARD

UPDATE PLATING EC NO: UCP2006-2825 DRAWN BY: DER CHKD: AELHAG APPR: FSM TH 2006/06/08 2006/06/09 2006/06/12	QUALITY SYMBOLS 	GENERAL TOLERANCES (UNLESS SPECIFIED)		DIMENSION STYLE		SCALE	DESIGN UNITS	THIRD ANGLE PROJECTION		
		mm	INCH	IN/MM		2:1	INCH			
		4 PLACES ± .010	± .010	DRAWN BY	DATE	TITLE				
		3 PLACES ± .010	± .010	GEP	1989/05/25	CONNECTOR ASSEMBLY ENCLOSED WAFER 4 CIRCUIT				
2 PLACES ± 0.25	± .014	CHECKED BY	DATE	MATERIAL NO.						
1 PLACE ± 0.35	± .014	RW	1989/05/25	DOCUMENT NO.						
ANGULAR ±1/2°		APPROVED BY	DATE	SHEET NO.						
		RAS	1989/05/25	1 OF 1						
DRAFT WHERE APPLICABLE MUST REMAIN WITHIN DIMENSIONS		SEE CHART		SDA-3099-*4**						
		THIS DRAWING CONTAINS INFORMATION THAT IS PROPRIETARY TO MOLEX INCORPORATED AND SHOULD NOT BE USED WITHOUT WRITTEN PERMISSION								