



ON TOP OF
INDUSTRIAL AUTOMATION

The background of the image is a grayscale photograph of an industrial facility, likely a refinery or chemical plant. It features large white storage tanks, complex piping systems, and metal walkways. A dark blue rectangular overlay is positioned in the center, containing white text. At the bottom of the page, there is a solid orange horizontal bar.

GATEWAY TO NETWORKS

Ethernet Switches

Serial Device Servers

Fieldbus Gateways

Wireless

Media Converters

Accessories

Ethernet Switches

Harsh Environments

DIN-Rail Unmanaged Ethernet Switch

IP30 Rated
IEC/EN60529

-40°C 80°C



EH7310-G	10-Port Unmanaged Ethernet Switch with Gigabit Uplink Ports
EH7310-2Fm	10-Port Unmanaged Ethernet Switch with Multimode Fiber Optic Uplinks
EH7310-G-2Fm	10-Port Unmanaged Ethernet Switch with Multimode Fiber Optic Gigabit Uplinks
EH7310-2Fs	10-Port Unmanaged Ethernet Switch with Single-mode Fiber Optic Uplinks
EH7310-G-2Fs	10-Port Unmanaged Ethernet Switch with Single-mode Fiber Optic Gigabit Uplinks

DIN-Rail Gigabit Unmanaged Ethernet Switch

IP30 Rated
IEC/EN60529

-20°C 70°C



EHG7305	5-Port Gigabit Unmanaged Ethernet Switch
EHG7306	6-Port Gigabit Unmanaged Ethernet Switch
EHG7306-SFP	6-Port Gigabit Unmanaged Ethernet Switch with SFP Ports
EHG7307-2SFP	7-Port Gigabit Unmanaged Ethernet Switch with 2 SFP Ports

Ethernet Switches

Harsh Environments

DIN-Rail Managed Ethernet Switch

IP30 Rated
IEC/EN60529

-40°C 80°C



EH7510-G	10-Port Managed Ethernet Switch with Gigabit Uplink Ports
EH7510-2Fm	10-Port Managed Ethernet Switch with Multimode Fiber Optic Uplinks
EH7510-G-2Fm	10-Port Managed Ethernet Switch with Multimode Fiber Optic Gigabit Uplinks
EH7510-2Fs	10-Port Managed Ethernet Switch with Single-mode Fiber Optic Uplinks
EH7510-G-2Fs	10-Port Managed Ethernet Switch with Single-mode Fiber Optic Gigabit Uplinks

DIN-Rail Managed Ethernet Switch with PoE

IP30 Rated
IEC/EN60529

-20°C 70°C



EH7506-2SFP	6-Port Managed Ethernet Switch with 2 SFP Gigabit Uplink Ports
EH7508-4G-4SFP	8-Port Managed Ethernet Switch with 4 Combo Gigabit Uplink Ports
EH7512-4G-4SFP	12-Port Managed Ethernet Switch with 4 Combo Gigabit Uplink Ports
EH7520-4G-4SFP	20-Port Managed Ethernet Switch with 4 Combo Gigabit Uplink Ports

DIN-Rail Managed Ethernet Switch with PoE and Profinet

IP30 Rated
IEC/EN60529

-20°C 70°C



EH7508-4G-4PoE-4SFP	8-Port Managed Ethernet Switch with 4 Combo Gigabit Uplink Ports and 4 PoE Ports
EH7512-4G-4PoE-4SFP	12-Port Managed Ethernet Switch with 4 Combo Gigabit Uplink Ports and 4 PoE Ports
EH7512-4G-8PoE-4SFP	12-Port Managed Ethernet Switch with 4 Combo Gigabit Uplink Ports and 8 PoE Ports
EH7520-4G-4PoE-4SFP	20-Port Managed Ethernet Switch with 4 Combo Gigabit Uplink Ports and 4 PoE Ports
EH7520-4G-8PoE-4SFP	20-Port Managed Ethernet Switch with 4 Combo Gigabit Uplink Ports and 8 PoE Ports

DIN-Rail Gigabit Managed Ethernet Switch with Profinet

IP30 Rated
IEC/EN60529

-40°C 70°C

Industrial
EMC



EHG7504	4-Port Gigabit Managed Ethernet Switch with 2 SFP Ports
EHG7512-4SFP	12-Port Gigabit Managed Ethernet Switch with 4 SFP Ports

DIN-Rail Gigabit Managed Ethernet Switch with Profinet

IP30 Rated
IEC/EN60529

-40°C 70°C

Industrial
EMC



EHG7506-4PoE-2SFP	6-Port Gigabit Managed Ethernet Switch with 4 PoE and 2 SFP Ports
EHG7508-4PoE	8-Port Gigabit Managed Ethernet Switch with 4 PoE
EHG7512-4PoE-4SFP	12-Port Gigabit Managed Ethernet Switch with 4 PoE and 4 SFP Ports
EHG7512-8PoE-4SFP	12-Port Gigabit Managed Ethernet Switch with 8 PoE and 4 SFP Ports

Ethernet Switches

PoE

DIN-Rail Unmanaged Gigabit Ethernet Switch

IP30 Rated
IEC/EN60529

-10°C 70°C



EHG7305-4PoE	5-Port Gigabit Unmanaged Ethernet Switch with 4 PoE
EHG7306-4PoE-SFP	6-Port Gigabit Unmanaged Ethernet Switch with 4 PoE and SFP
EHG7307-4PoE-2SFP	7-Port Gigabit Unmanaged Ethernet Switch with 4 PoE and 2 SFP
EHG6308-4PoE	8-Port Gigabit Unmanaged Ethernet Switch with Integrated Power over Ethernet (PoE)
EHG6308-4PoE-4SFP	8-Port Gigabit Unmanaged Ethernet Switch with Integrated Power over Ethernet (PoE) with 4-port SFP capacity

DIN-Rail Managed Gigabit Ethernet Switch

IP30 Rated
IEC/EN60529

-10°C 70°C



EHG7504-2PoE-2SFP	4-Port Gigabit Managed Ethernet Switch with 2 PoE and 2 SFP Ports
EHG7506-4PoE-2SFP	6-Port Managed Ethernet Switch with 2 SFP Gigabit Uplink Ports and 4 PoE Ports
EHG7508-4PoE	8 port Managed Gigabit Switch with 4 PoE ports
EHG7508-4G-4PoE-4SFP	8-Port Managed Ethernet Switch with 4 Combo Gigabit Uplink Ports and 4 PoE Ports
EHG7508-4PoE-4SFP	8-Port Gigabit Managed Ethernet Switch with 4 PoE and 4 SFP Ports
EHG7512-4G-4PoE-4SFP	12-Port Managed Ethernet Switch with 4 Combo Gigabit Uplink Ports and 4 PoE Ports
EHG7512-4G-8PoE-4SFP	12-Port Managed Ethernet Switch with 4 Combo Gigabit Uplink Ports and 8 PoE Ports
EHG7520-4G-4PoE-4SFP	20-Port Managed Ethernet Switch with 4 Combo Gigabit Uplink Ports and 4 PoE Ports
EHG7520-4G-8PoE-4SFP	20-Port Managed Ethernet Switch with 4 Combo Gigabit Uplink Ports and 8 PoE Ports



IP67 Gigabit Managed Ethernet Switch

IP67 Rated
IEC/EN60529

-40°C 75°C

Industrial
EMC



Ring
Redundant



EMG8508-4PoE	2015 Q3 8-Port IP67 Gigabit Managed Ethernet Switch with 4 PoE Ports
--------------	---

Ethernet Switches

Entry Level

DIN-Rail Unmanaged Ethernet Switch, Plastic Housing

IP30 Rated
IEC/EN60529

0°C 60°C



EH2005-Fm	5-Port Unmanaged Fast Ethernet Switch with Multimode Fiber Optic, Plastic
EH2005-FS	5-Port Unmanaged Fast Ethernet Switch with Singal-mode Fiber Optic, Plastic
EH2006	6-Port Unmanaged Fast Ethernet Switch, Plastic



DIN-Rail Unmanaged Ethernet Switch-----		IP30 Rated IEC/EN60529	-10°C 70°C	Dual Power
Eh2305-1Fm	5-Port Unmanaged Fast Ethernet Switch with Multimode Fiber Optic			
Eh2305-1FS	5-Port Unmanaged Fast Ethernet Switch with Singal-mode Fiber Optic			
Eh2306	6-Port Unmanaged Fast Ethernet Switch			
Eh2308	8-Port Unmanaged Fast Ethernet Switch			
Eh2304-PR	4-Port Unmanaged Fast Ethernet Switch, Supporting PROFINET Applications			
Eh2308-PR	8-Port Unmanaged Fast Ethernet Switch, Supporting PROFINET Applications			

DIN-Rail Unmanaged Gigabit Ethernet Switch-----		IP30 Rated IEC/EN60529	-10°C 70°C	Dual Power
EhG2308	8-Port Gigabit Unmanaged Ethernet Switch			

Ethernet Switches IEC-61850



Rackmount Modularized Managed Ethernet Switch-----		IP30 Rated IEC/EN60529	-40°C 50°C	Ring Redundant	Dual Power
Rh7528	IEC61850-3 Modularized Managed Ethernet Switch Chassis supporting up to 4 Gigabit Combo Ports and 24 10/100Mbps Copper or SFP Ports				
Rh7500-4GTX-4GSFP	4-Port Gigabit Combo Module				
Rh7500-8TX	8-Port RJ-45 10/100Mbps Module				
Rh7500-8SFP	8-Port SFP 10/100Mbps Module				



DIN-Rail Gigabit Managed Ethernet Switch-----		IP30 Rated IEC/EN60529	-40°C 85°C	Industrial EMC	Dual Power
EhG9508	2015 Q4 8-Port Gigabit Managed Ethernet Switch				
EhG9508-HV	2015 Q4 8-Port Gigabit Managed Ethernet Switch with 100~220 VAC/VDC input				



Rackmount Gigabit Managed Ethernet Switch-----		IP30 Rated IEC/EN60529	-40°C 85°C	Industrial EMC	Dual Power
RhG9516	2015 Q4 16-Port Gigabit Managed Ethernet Switch				
RhG9516-HV	2015 Q4 16-Port Gigabit Managed Ethernet Switch with 100~220 VAC/VDC input				

Ethernet Switches Railway

IP54 Gigabit Unmanaged Ethernet Switch-----		IP54 Rated IEC/EN60529	-40°C 75°C	Ring Redundant	Dual Power
EMG5305	2015 Q4 5-Port IP54 Gigabit Unmanaged Ethernet Switch				

IP67 Gigabit Managed Ethernet Switch-----		IP67 Rated IEC/EN60529	-40°C 75°C	Industrial EMC	Dual Power
EMG8305	2015 Q4 5-Port IP67 Gigabit Unmanaged Ethernet Switch				
EMG8508	2015 Q4 8-Port IP67 Gigabit Managed Ethernet Switch				
EMG8508-4PoE	2015 Q3 8-Port IP67 Gigabit Managed Ethernet Switch with 4 PoE Ports				
EMG8508-HV	2015 Q4 8-Port IP67 Gigabit Managed Ethernet Switch with 50-150 VDC power input				
EMG8510-2SFP	2015 Q4 10-Port IP67 Gigabit Managed Ethernet Switch with 2 SFP Ports				
EMG8510-2SFP-HV	2015 Q4 10-Port IP67 Gigabit Managed Ethernet Switch with 2 SFP Ports and 50-150 VDC power input				
EMG8516	2015 Q4 16-Port IP67 Gigabit Managed Ethernet Switch				

Serial Device Servers

Harsh Environments

DIN-Rail



SE5404D	4-Port Industrial Serial Device Servers, RS232/422/485, DIN-Rail, D-Sub(M)
SE5404D-TB	4-Port Industrial Serial Device Servers, RS232/422/485, DIN-Rail, Terminal Block
SE5404D-Sis	4-Port Industrial Serial Device Servers, RS422/485, DIN-Rail, Terminal Block, 2KV Isolation

IP30 Rated
IEC/EN60529

-40°C 80°C



SE5904D	2015 Q2 4-Port Industrial Serial Device Server, RS232/422/485, DB9(M), Optional PoE and Gigabit Ethernet
SE5904D-TB	2015 Q2 4-Port Industrial Serial Device Server, RS232/422/485, Terminal Block, Optional PoE and Gigabit Ethernet
SE5904D-Sis	2015 Q2 4-Port Industrial Serial Device Server, RS232/422/485, PoE, Optional PoE and Gigabit Ethernet

IP30 Rated
IEC/EN60529

-40°C 75°C

Industrial
EMC



Serial Device Servers

Advanced

Field Type Mounting



SE5001A	1-Port Serial Device Servers, RS232/422/485, DB9(M)
SE5001A-TB	1-Port Serial Device Servers, RS232/422/485, Terminal Block
SE5901-DB	1-Port Industrial Serial Device Server, RS232/422/485, DB9(M)
SE5901-TB	1-Port Industrial Serial Device Server, RS232/422/485, Terminal Block
SE5901-DB-PoE	1-Port Industrial Serial Device Server, RS232/422/485, PoE
SE5901-TB-PoE	1-Port Industrial Serial Device Server, RS232/422/485, Terminal Block, PoE

IP30 Rated
IEC/EN60529

0°C 60°C

Industrial
EMC

DIN-Rail Type Mounting



SE5002D	2-Port Serial Device Servers with RJ-45, RS232/422/485, DB9(M)
SE5002D-TB	2-Port Serial Device Servers with RJ-45, RS232/422/485, Terminal Block
SE5002D-Fm	2-Port Serial Device Servers with Multimode Fiber Optic, RS232/422/485, DB9(M)
SE5002D-Fs	2-Port Serial Device Servers with Single-mode Fiber Optic, RS232/422/485, DB9(M)
SE5002D-TB-Fm	2-Port Serial Device Servers with Multimode Fiber Optic, RS232/422/485, Terminal Block
SE5002D-TB-Fs	2-Port Serial Device Servers with Single-mode Fiber Optic, RS232/422/485, Terminal Block
SE5002D-SFP	2-Port Serial Device Servers with SFP, RS232/422/485, DB9(M)
SE5002D-TB-SFP	2-Port Serial Device Servers with SFP, RS232/422/485, Terminal Block

IP30 Rated
IEC/EN60529

0°C 60°C

Industrial
EMC

1U Rack Mountable



SE5408A	8-Port Industrial Serial Device Servers, RJ-45, 2.5KV Isolation, AC 100-260V or DC 24-48V, RS232 or RS422/485
SE5416A	16-Port Industrial Serial Device Servers, RJ-45, 2.5KV Isolation, AC 100-260V or DC 24-48V, RS232 or RS422/485
SE5408A2-N	8-Port Industrial Serial Device Servers, RJ-45, AC 100-260V or DC 24-48V, RS232/422/485 Software Selectable
SE5416A2-N	16-Port Industrial Serial Device Servers, RJ-45, AC 100-260V or DC 24-48V, RS232/422/485 Software Selectable

IP30 Rated
IEC/EN60529

-20°C 70°C

Industrial
EMC

Serial Device Servers

Entry Level

Small Form Factor

IP30 Rated
IEC/EN60529

0°C 60°C



GW51C-MAXI-WDT	1-Port Serial Device Servers, DIN-Rail, Terminal Block & Mini-DIN(F)
SE5002(DB)	2-Port Serial Device Servers, RS232/422/485, DB9(M)
SE5002-Sis(TB)	2-Port Serial Device Servers, RS232/485, Terminal Block, 2KV Magnetic Isolation

Serial Device Servers

Industry-specific

IP68

IP68 Rated
IEC/EN60529

-40°C 75°C

EN50155
EN50121-4



SE8502-M12	IP68 Rated 2-Port Serial Device Servers, RS232/422/485, M12
SE8502-Sis-M12	IP68 Rated 2-Port Serial Device Server, 2KV Isolation, RS232/422/485, M12

Media Converters

Ethernet-to-Fiber

DIN-Rail

IP30 Rated
IEC/EN60529

-20°C 70°C



EF23-1-1Fm-SC-2	Industrial Fast Ethernet-to-Fiber Media Converter, Multimode, SC Connector, 2 KM
EF23-1-1Fs-SC-30	Industrial Fast Ethernet-to-Fiber Media Converter, Single-mode, SC Connector, 30 KM
EF23-1G-1Fm-SC-550M	Industrial Gigabit Ethernet-to-Fiber Media Converter, Multimode, SC Connector, 550 M
EF23-1G-1Fs-SC-10	Industrial Gigabit Ethernet-to-Fiber Media Converter, Single-mode, SC Connector, 10 KM
EF23-1G-1SFP	Industrial Gigabit Fast Ethernet-to-Fiber Media Converter with SFP Connector

Smart Media Converters

Ethernet-to-Fiber

DIN-Rail

IP30 Rated
IEC/EN60529

-20°C 70°C

Industrial
EMC

Dual Power



EF24-1G-1Fm-SC-550M	Industrial Smart Gigabit Ethernet-to-Fiber Media Converter, Multimode, SC Connector, 550 M
EF24-1G-1Fs-SC-10K	Industrial Smart Gigabit Ethernet-to-Fiber Media Converter, Single-mode, SC Connector, 10 KM
EF24-1G-1SFP	Industrial Smart Gigabit Fast Ethernet-to-Fiber Media Converter with SFP Connector
EF24-1G-2Fm-SC-550M	Industrial Smart Gigabit Ethernet-to-Fiber Media Converter & Fiber Repeater, Multimode, SC Connector, 550 M
EF24-1G-2Fs-SC-10K	Industrial Smart Gigabit Ethernet-to-Fiber Media Converter & Fiber Repeater, Single-mode, SC Connector, 10 KM
EF24-1G-2SFP	Industrial Smart Gigabit Ethernet-to-Fiber Media Converter & Fiber Repeater with SFP Connectors

Media Converters

Serial-to-Fiber

DIN-Rail

IP30 Rated
IEC/EN60529

-10°C | 70°C



SF63-TB-DB-1Fm-SC-2 Industrial Serial-to-Fiber Media Converter, Multimode, SC Connector, 2 KM

SF63-TB-DB-1Fs-SC-30 Industrial Serial-to-Fiber Media Converter, Single-mode, SC Connector, 30 KM

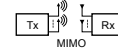
Wireless

IEEE 802.11 a/b/g/n

Serial Device Servers

IP30 Rated
IEC/EN60529

-20°C | 60°C



Industrial
EMC

SW5501 Industrial Wireless 802.11 a/b/g/n Serial Device Server with 1-Serial Port, D-Sub(M)

SW5501-TB Industrial Wireless 802.11 a/b/g/n Serial Device Server with 1-Serial Port, Terminal Block

SW5501-Sis Industrial Wireless 802.11 a/b/g/n Serial Device Server with 1-Serial Port, Terminal Block, 2KV Isolation

SW5502 Industrial Wireless 802.11 a/b/g/n Serial Device Server with 2-Serial Port, D-Sub(M)

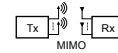
SW5502-TB Industrial Wireless 802.11 a/b/g/n Serial Device Server with 2-Serial Port, Terminal Block

SW5502-Sis Industrial Wireless 802.11 a/b/g/n Serial Device Server with 2-Serial Port, Terminal Block, 2KV Isolation

Single-Radio Access Point

IP30 Rated
IEC/EN60529

-20°C | 60°C



Industrial
EMC

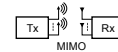
AW5500 Industrial IEEE 802.11 a/b/g/n Wireless AP/Bridge

AW5500A **2015 Q2** Industrial IEEE 802.11 a/b/g/n AP/Bridge/Client with high throughput

AW8500-M12 **2015 Q3** Industrial IP67 IEEE 802.11 a/b/g/n AP/Bridge/Client

IP67 Rated
IEC/EN60529

-40°C | 75°C



Industrial
EMC

Wireless

IEEE 802.11 b/g/n

Serial Device Servers

IP30 Rated
IEC/EN60529

-20°C | 60°C



SW5501C Industrial Wireless 802.11 b/g/n Serial Device Server with 1-Serial Port, D-Sub(M), and Terminal Block Combo, Supporting Wi-Fi Direct


SW5502C Industrial Wireless 802.11 b/g/n Serial Device Server with 2-Serial Port, D-Sub(M), Supporting Wi-Fi Direct

SW5502C-TB Industrial Wireless 802.11 b/g/n Serial Device Server with 2-Serial Port, Terminal Block, Supporting Wi-Fi Direct

Access Point

IP30 Rated
IEC/EN60529

-20°C | 60°C



AW5500C Industrial IEEE 802.11 b/g/n Wireless AP/Bridge Supporting Wi-Fi Direct

Wireless

3GPP Serial/Cellular Gateway

DIN-Rail

IP30 Rated
IEC/EN60529

-20°C | 75°C

Industrial
EMC



SC5901 **2015 Q3** 1-Port Industrial Serial-Cellular Gateway, D-Sub(M), Dual SIM, Optional PoE

SC5902 **2015 Q3** 2-Port Industrial Serial-Cellular Gateway, D-Sub(M), Dual SIM, Optional PoE

SC5902-TB **2015 Q3** 2-Port Industrial Serial-Cellular Gateway, Terminal Block, Dual SIM, Optional PoE

Small Form Factor

IP30 Rated IEC/EN60529 0°C 60°C



MB5001C	1-Port Modbus Gateway compact version, Terminal Block
MB5001C-Sis	1-Port Modbus Gateway compact version, 2KV Isolation Protection

Mid-Sized, DIN-Rail

IP30 Rated IEC/EN60529 -40°C 80°C Dual Power



MB5404D-X	4-Port Industrial Modbus Gateway, D-Sub(M)
MB5404D-Sis-X	4-Port Industrial Modbus Gateway, Terminal Block, 2KV Isolation

1U Rack Mountable Modbus Gateway

IP30 Rated IEC/EN60529 -20°C 70°C Industrial EMC



MB5408A	8-Port Industrial Modbus Gateway, RJ-45, 2.5KV Isolation, 100~240VAC or 24-48VDC, RS232 or RS422/485
MB5416A	16-Port Industrial Modbus Gateway, RJ-45, 2.5KV Isolation, 100~240VAC or 24-48VDC, RS232 or RS422/485
MB5408A2-N	8-Port Industrial Modbus Gateway, RJ-45, 100~240VAC or 24-48VDC, RS232/422/485 Software Selectable
MB5416A2-N	16-Port Industrial Modbus Gateway, RJ-45, 100~240VAC or 24-48VDC, RS232/422/485 Software Selectable

1U Rack Mountable Concentrator

IP30 Rated IEC/EN60529 -20°C 70°C



MB5408A-CT	8-Port Industrial Modbus Gateway with Concentrator function, D-Sub(M)
MB5416A-CT	16-Port Industrial Modbus Gateway with Concentrator function, Terminal Block, 2KV Isolation

1U Rack Mountable Power System Gateway

IP30 Rated IEC/EN60529 -20°C 70°C Industrial EMC Dual Power



PS5908-CT	2015 Q4 8-Port Power System Protocol Gateway with Concentrator function, 3KV isolation, 100~240VAC or 24-48VDC, RS-232 or 422/485, RJ-45 or SFP Ethernet
PS5916-CT	2015 Q4 16-Port Power System Protocol Gateway with Concentrator function, 3KV isolation, 100~240VAC or 24-48VDC, RS-232 or 422/485, RJ-45 or SFP Ethernet

IO Gateways

IP30 Rated IEC/EN60529 -40°C 75°C Industrial EMC Dual Power

IO5911	2015 Q4 Industrial Ethernet Remote I/O with Modbus Gateway , 8 DI and 8 DO
IO5912	2015 Q4 Industrial Ethernet Remote I/O with Modbus Gateway , 8 DI and 8 DO, 8 DI and 4 DO (relay output)
IO5921	2015 Q4 Industrial Ethernet Remote I/O with Modbus Gateway , 8 DI and 4 AO (2 voltage and 2 current)
IO5931	2015 Q4 Industrial Ethernet Remote I/O with Modbus Gateway , 2 AI, 2 AO (1 voltage and 1 current), 8 DI and 8 DO

Grandmaster Clock

IP30 Rated IEC/EN60529 -20°C 70°C

NTS7600	2015 Q3 4U Chassis of the Grandmaster, includes one Core module, Power module, and Backplane module
NTS7600-PWR	2015 Q3 Additional Power module, up to two in the chassis
NTS7600-CORE	2015 Q3 Additional Core module, up to two in the chassis
NTS7600-SERIAL	2015 Q3 Serial (RS232/422/485/TTL) output module, 12 ports, up to 6 in the chassis
NTS7600-PPX	2015 Q3 PPM/PPS output module, 12 ports , up to 6 in the chassis
NTS7600-LED	2015 Q3 LED display module
NTS7600-SSD	2015 Q3 Seven-Segment Display module