

Contact insert - HC-A16-I-UT-F 17-32 - 1585346

Please be informed that the data shown in this PDF Document is generated from our Online Catalog. Please find the complete data in the user's documentation. Our General Terms of Use for Downloads are valid (<http://phoenixcontact.com/download>)



HEAVYCON socket insert, A16 series, 16-pos., screw connection, numbering from 17 ... 32

Why buy this product

- can be coded with plastic coding profile (order number 1410916)
- for a test pin 2 mm in diameter

Key Commercial Data

Packing unit	1 STK
GTIN	
GTIN	4046356285070

Technical data

General

Note	For HC-D25 / HC-D 50 housing
Connection method	Screw connection
Tightening torque	0.5 Nm
Screwdriver blade	0.5 x 3.5 mm
Degree of pollution	3
Overvoltage category	III
Number of positions	16+PE
Insertion/withdrawal cycles	≥ 500
Size	D25
Conductor cross section	0.5 mm ² ... 2.5 mm ² (Applies to stranded conductors with ferrules)
Connection cross section AWG	20 ... 14
Stripping length of the individual wire	7 mm
Assembly instructions	Connectors may be operated only when there is no load/voltage.

Ambient conditions

Contact insert - HC-A16-I-UT-F 17-32 - 1585346

Technical data

Ambient conditions

Ambient temperature (operation)	-40 °C ... 125 °C (including heating up of contacts)
---------------------------------	--

Material data

Contact material	Copper alloy
Contact surface material	Ag
Contact carrier material	PC
Standards/regulations	PC: Fire protection in rail vehicles - requirement sets R22, R23, and R24 acc. to DIN EN 45545-2 (Risk level HL1 - HL3)

Electrical characteristics


Rated voltage (III/3)	250 V
Rated surge voltage	4 kV
	4 kV
Rated current	20 A

Standards and Regulations


Connection in acc. with standard	IEC / EN
Flammability rating according to UL 94	V0

Drawings

Schematic diagram



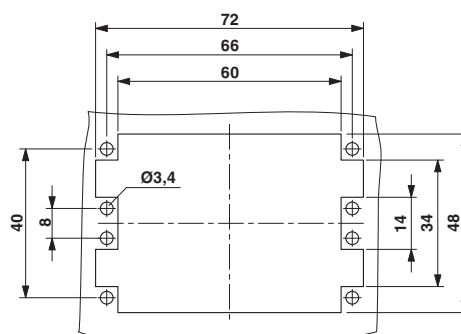
Dimensional drawing



Female insert

Connector pin assignment, connection side

Dimensional drawing



Panel cutout

Contact insert - HC-A16-I-UT-F 17-32 - 1585346

Approvals


Approvals

Approvals


EAC / GL / UL Recognized / CSA


Ex Approvals

Approval details

EAC		http://exchange.dnv.com/tari/	7500651.22.01.00246
-----	---	---	---------------------

GL		http://exchange.dnv.com/tari/	6196614 HH
----	--	---	------------

UL Recognized		http://database.ul.com/cgi-bin/XYV/template/LISEXT/1FRAME/index.htm	E118976
mm ² /AWG/kcmil	14		
Nominal current I _N	19 A		
Nominal voltage U _N	600 V		

CSA		http://www.csagroup.org/services/testing-and-certification/certified-product-listing/	13631
mm ² /AWG/kcmil	14		
Nominal current I _N	15 A		
Nominal voltage U _N	600 V		

Phoenix Contact 2017 © - all rights reserved
<http://www.phoenixcontact.com>

PHOENIX CONTACT GmbH & Co. KG
Flachsmarktstr. 8
32825 Blomberg
Germany
Tel. +49 5235 300
Fax +49 5235 3 41200
<http://www.phoenixcontact.com>